

KATH WELLS

ESTATE AGENTS & VALUERS



8 Whitehall Croft, Leeds, LS12 5NJ Offers In The Region Of £100,000

An ideal opportunity has arisen to purchase this TWO BEDROOM FIRST FLOOR APARTMENT situated in a popular residential development close to Leeds Outer Ring Road and only a short commute to Leeds City Centre and the M621 / M1 motorway links. Local amenities and bus routes are within walking distance.

Briefly throughout the property comprises of a COMMUNAL ENTRANCE HALLWAY with an intercom access system, a PRIVATE HALLWAY with a storage cupboard and a double door opening onto the LIVING ROOM & DINING AREA (ample space for living room furniture and a dining table and chairs), a FITTED KITCHEN, a DOUBLE BEDROOM with built-in wardrobes / storage, a further large SINGLE BEDROOM, and a modern BATHROOM / WC with a white suite and a shower above the bath.

Externally the property is set in communal shared and maintained grounds with PRIVATE / ALLOCATED PARKING and use of visitor parking spaces.

This property would make an ideal purchase for a variety of buyers including FIRST TIME BUYERS / LANDLORDS (possible rental income circa £700.00 pcm).

Internal viewing can be arranged by contacting the office.

Communal Entrance:

Access via a communal entrance door, intercom entry system, stairs to the first floor

Entrance Hallway:

A private entrance hallway, access to the accommodation, double doors through to the living room, storage cupboard

Living Room & Dining Area:



Double glazed window, ample space for living room furniture and a dining table and chairs

Fitted Kitchen:



Double glazed window, a range of fitted wall, drawer & base units, work surfaces, sink and drainer, plumbing for an automatic washing machine, space for a fridge / freezer, electric hob, built under electric oven / grill, extractor hood

Bedroom one:



Double glazed window, built-in wardrobes / storage

Bedroom Two:



Double glazed window

Bathroom /WC:



A modern white suite comprising of a panelled bath with an electric shower above, wash basin, low flush WC

TO THE OUTSIDE:

Communal Gardens:

The apartment block is surrounded by communal gardens

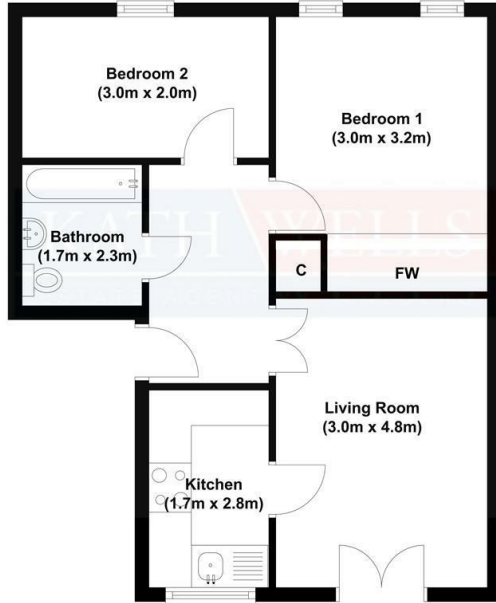
Parking Space:



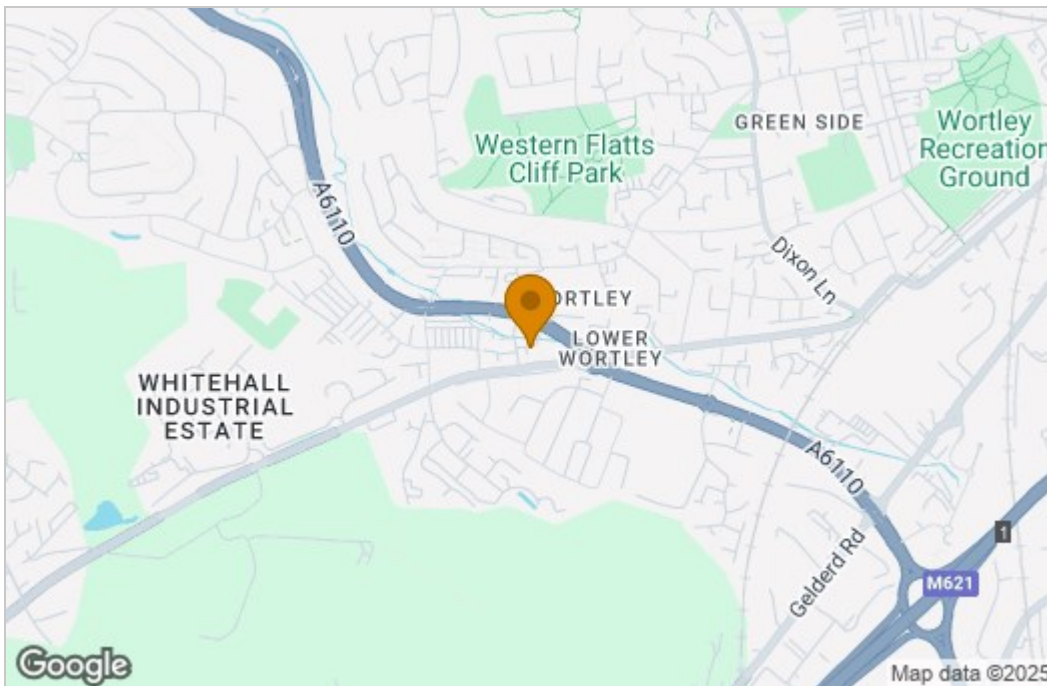
EPC LINK:

<https://find-energy-certificate.service.gov.uk/energy-certificate/2188-5010-6289-5851-4920>

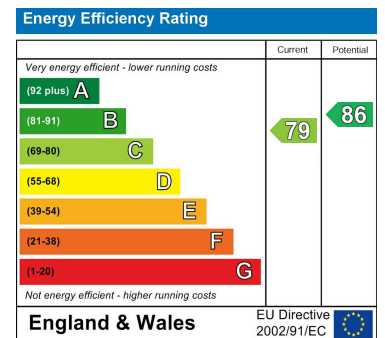
Floor Plan



Area Map



Energy Efficiency Graph



These particulars, whilst believed to be accurate are set out as a general outline only for guidance and do not constitute any part of an offer or contract. Intending purchasers should not rely on them as statements of representation of fact, but must satisfy themselves by inspection or otherwise as to their accuracy. No person in this firm's employment has the authority to make or give any representation or warranty in respect of the property.